

FREQUENTLY ASKED QUESTIONS

Q Who is a candidate for LINK-IT?

A The **LINK-IT** array microphone is for every hearing aid user who has difficulty understanding speech in noise. **LINK-IT** is typically used in special situations, not all day.

Q Can LINK-IT be used next to eyeglasses?

A **LINK-IT** fits comfortably between most BTEs and eyeglasses temples.

Q Are 1 or 2 LINK-ITs recommended?

A One **LINK-IT** provides 7-dB improvement in signal-to-noise ratio. Two **LINK-ITs** give approximately 2-3 dB additional improvement compared to one. Preference for one or two **LINK-ITs** depends on the communication needs of each person.

Q When only one Link-it is used, can a hearing aid be used on the opposite ear?

A Yes. A hearing aid on the opposite ear can be used in either omni or directional mode, depending on user preference. Note: **LINK-IT** works only with the hearing aid that is nearest to it.

Q Will a hum or buzz be heard when wearing Link-it?

A There can be interference from magnetic fields from computer monitors, fluorescent lighting and certain sensors. There is a special switch on **LINK-IT** to help reduce temporary interference.

What is LINK-IT?

LINK-IT is a wireless directional microphone array used with a hearing aid to improve speech intelligibility in noise. **LINK-IT** was designed to be used when directional hearing aids do not provide sufficient directivity. It is ideal for use in difficult listening situations.

How does LINK-IT work?

LINK-IT transmits sound to a BTE or ITE through the hearing aid's built-in T-coil. **LINK-IT** contains three directional microphones working together to give a 7-10 dB improvement in signal-to-noise ratio. **LINK-IT** fits over the ear in close proximity to the hearing aid. **LINK-IT's** communication with the hearing aid is wireless, which means that it does not require an audio-shoe connector, a cord or a separate hand-held microphone. **LINK-IT** can be operated in any environment.

About Etymotic Research



Wim Soede, Ph.D. • Inventor of Link-it

Etymotic Research Inc. (ER) designs products that measure, improve and protect hearing. ER has developed and patented some of the most innovative hearing technology available today.



Link to
better
hearing
in noise

link-it™
Array Microphone System



CHALLENGE: To Hear in Noise

Hearing in noise is the number-one complaint of hearing aid wearers. The people we most often want to hear when it is noisy are those in front of us. Directional-microphone hearing aids effectively suppress sound from the sides and rear, but there are situations when even more sound reduction is needed.



SOLUTION: link-it™

LINK-IT is for every hearing aid user who has difficulty understanding speech in noise. **LINK-IT** is worn on the ear close to the hearing aid and requires no external cables or hand-held devices. **LINK-IT** can be used with either a BTE or ITE. **LINK-IT** is especially effective in restaurants and noisy reverberant areas, such as family gatherings, meeting rooms, public buildings and airports.

ETYMÖTIC RESEARCH, INC.
61 Martin Lane, Elk Grove Village, IL 60007
847-228-0006 • www.etymotic.com

Link-it™ Array Microphone System, patent pending
Link-it™ Array Microphone System is a trademark of Etymotic Research Inc. Linkit-5-04/03

Instrument Overview

1. Microphone Bar

LINK-IT can be used on either ear. The microphone bar can be adjusted to 3 positions: right, left or center.

2. Earhook

LINK-IT is shipped with a medium earhook attached.

3. BTE/ITE Switch

(Control is located on the underside of the unit) **LINK-IT** is preset for BTE use. For ITE use, rotate the BTE/ITE control clockwise until it stops.

4. Special Use Connector

For use with direct audio input.

5. Battery Compartment

LINK-IT requires a #10 battery (included).

6. On/Off Switch

Switch to the "H" position temporarily to boost signal strength which can help reduce interference from magnetic fields.

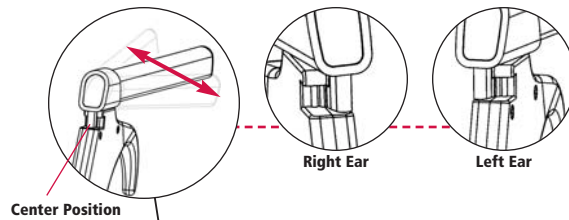
3 positions:

- H** High (+8 dB)
- N** Normal
- O** Off

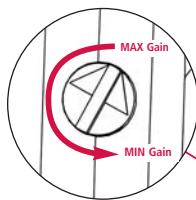
7. Gain Adjust

LINK-IT is compatible with most hearing aids that have a built-in T-coil. The gain trimmer is shipped in the "max" position (full clockwise). When using **LINK-IT** with power aids it may be necessary to reduce hearing aid and/or **LINK-IT** gain if feedback occurs.

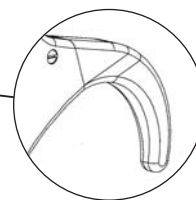
1. Microphone Bar



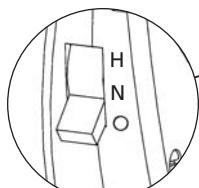
7. Gain Adjust



2. Earhook

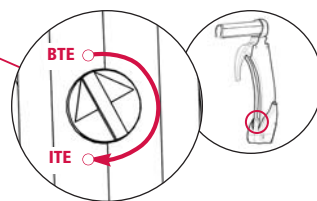


6. On/Off Switch

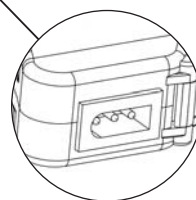


Switch to the "H" position temporarily to help reduce interference from magnetic fields

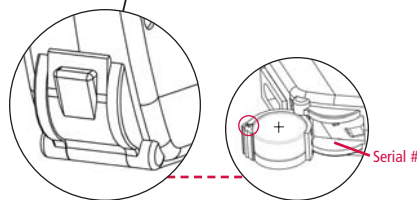
3. BTE/ITE Switch



4. Special Use Connector



5. Battery Compartment



Note: Battery door marking corresponds to battery polarity for correct insertion

Basic Operation

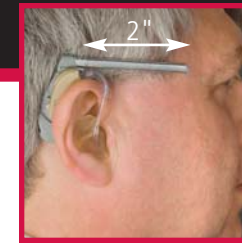
To use **LINK-IT** simply set the array microphone for the right or left ear, switch to the **N** position, place **LINK-IT** on the ear, then insert the hearing aid. Turn on the hearing aid and switch to the T-coil-only position. Adjust the hearing aid's volume control for conversational speech.

Available Colors



System Includes

- Array microphone with medium earhook
- 1 small earhook
- 1 large earhook
- 1 battery #10A
- User manual
- Carrying case



Link-it used with a BTE



Link-it used with an ITE

Benefits

- Compatible with any BTE or ITE that has a built-in T-coil.
- Provides twice as much directivity as most directional microphones.
- Dramatic SNR improvement (7 to 10 dB) compared to omnidirectional hearing aid microphones.
- True binaural processing (with two **LINK-ITs**) compared to systems that transmit the same signal to both ears.

Features

- Wireless; head-worn
- Exceptional battery life: approx. 1 month on a #10 battery (estim. 4 hours/day)
- Lightweight
- Built-in connector for wired uses with direct audio input (DAI)

Special Uses

- **LINK-IT** can be used with some cochlear implants that have built-in T-coils at the proper position.
- **LINK-IT** can be used with standard direct audio input on hearing aids.
- Other audio inputs may require special wiring, cords and plugs. Contact Etymotic Research with compatibility questions.
- **LINK-IT** can be placed on the opposite ear (connected by a cord) to pick up sound from the other side of the head.